

Scaled data based on original data using
LM-79-08 Approved Method: Electrical and Photometric Measurements of Solid-
State Lighting Products

Test Report Prepared for
Cooper Lighting Solutions
(formerly Eaton)

Brand: McGRAW-EDISON

Report Number: P386824

Luminaire Tested: **GWC-SA2C-730-U-T4W-HSS**

Issue Date: 3/3/2020

Test Information

Test Method: LM-79-08
Report Number: P386824
TEST IS SCALED FROM IESNA LM-79-08 TEST DATA (G2-1903-205-19)
Test Lab: INNOVATION CENTER
Issue Date: 3/3/2020
Manufacturer: COOPER LIGHTING SOLUTIONS (FORMERLY EATON)
Product Line: MCGRAW-EDISON
Catalog Number: GWC-SA2C-730-U-T4W-HSS
Description: GALLEON WALL LUMINAIRE
(2) 70 CRI, 3000K, 1050mA LIGHTSQUARES WITH 16 LEDS EACH AND TYPE IV WIDE OPTICS WITH HOUSE SIDE SHIELD
Light Source: -
Ballast/Driver: ELECTRONIC DRIVER

Summary

Lumens per Lamp: N/A
Luminaire Lumens: 9743 lumens
Efficiency: N/A
Efficacy: 86.2 lumens/watt
Luminous Opening: Rectangular (W 1' x L: 0.5' x H: 0')
IES Classification: Type IV - Short
BUG Rating: B1 - U0 - G2

Input Watts (W): 113
Input Voltage (V): NR
Input Current (Ain): NR
Voltage Rise (V): NR
Power Factor: NR
Total Harmonic Distortion (THDi): NR
Frequency (hertz): 60
Stabilization Time: NR
Operation Time: NR
Ambient Temperature (°C): NR
Test Distance: 24 FT



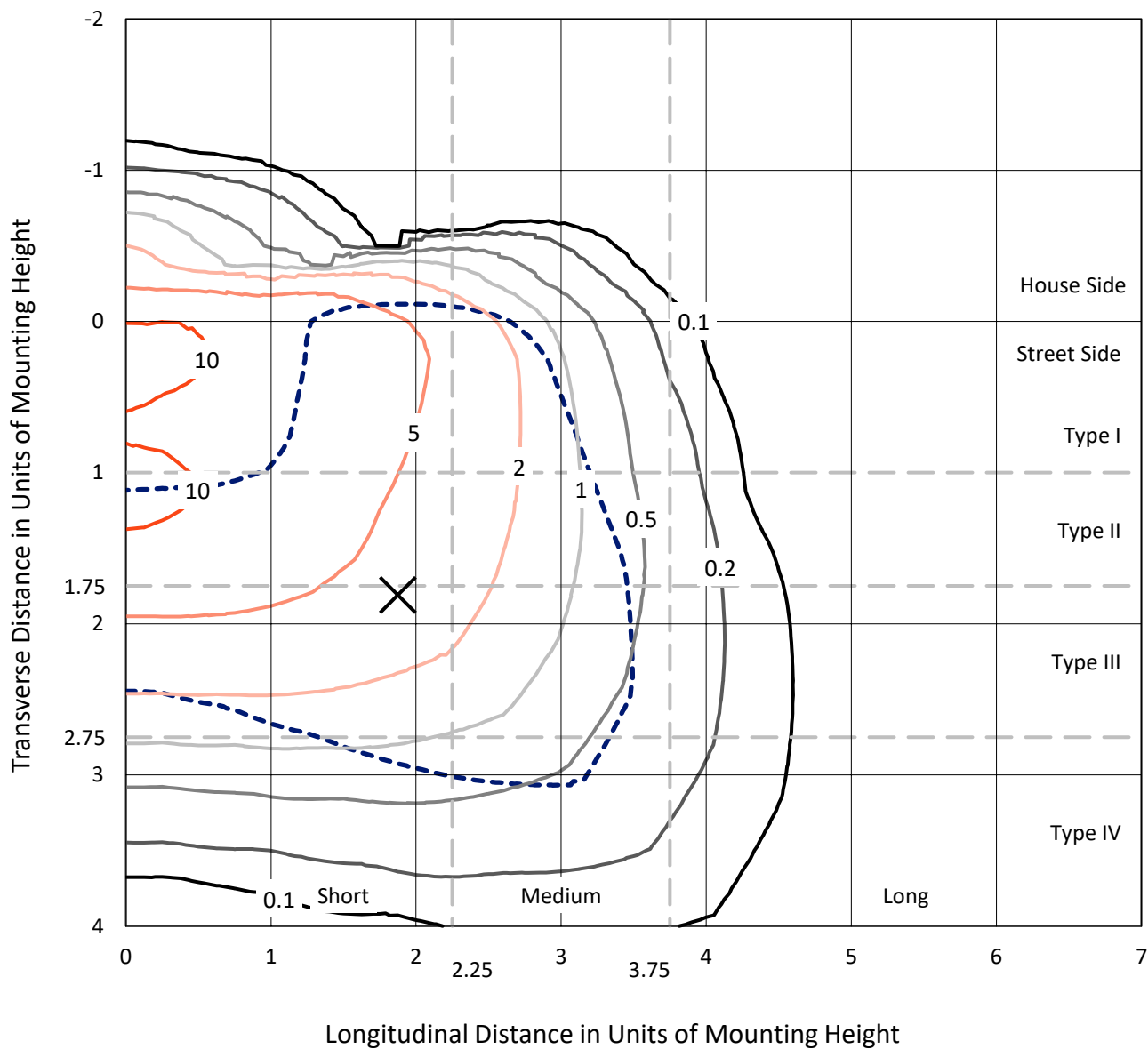
REPORT NUMBER: P386824

CATALOG NUMBER: GWC-SA2C-730-U-T4W-HSS

Iso-Footcandle Lines of Horizontal Illumination

× Max cd

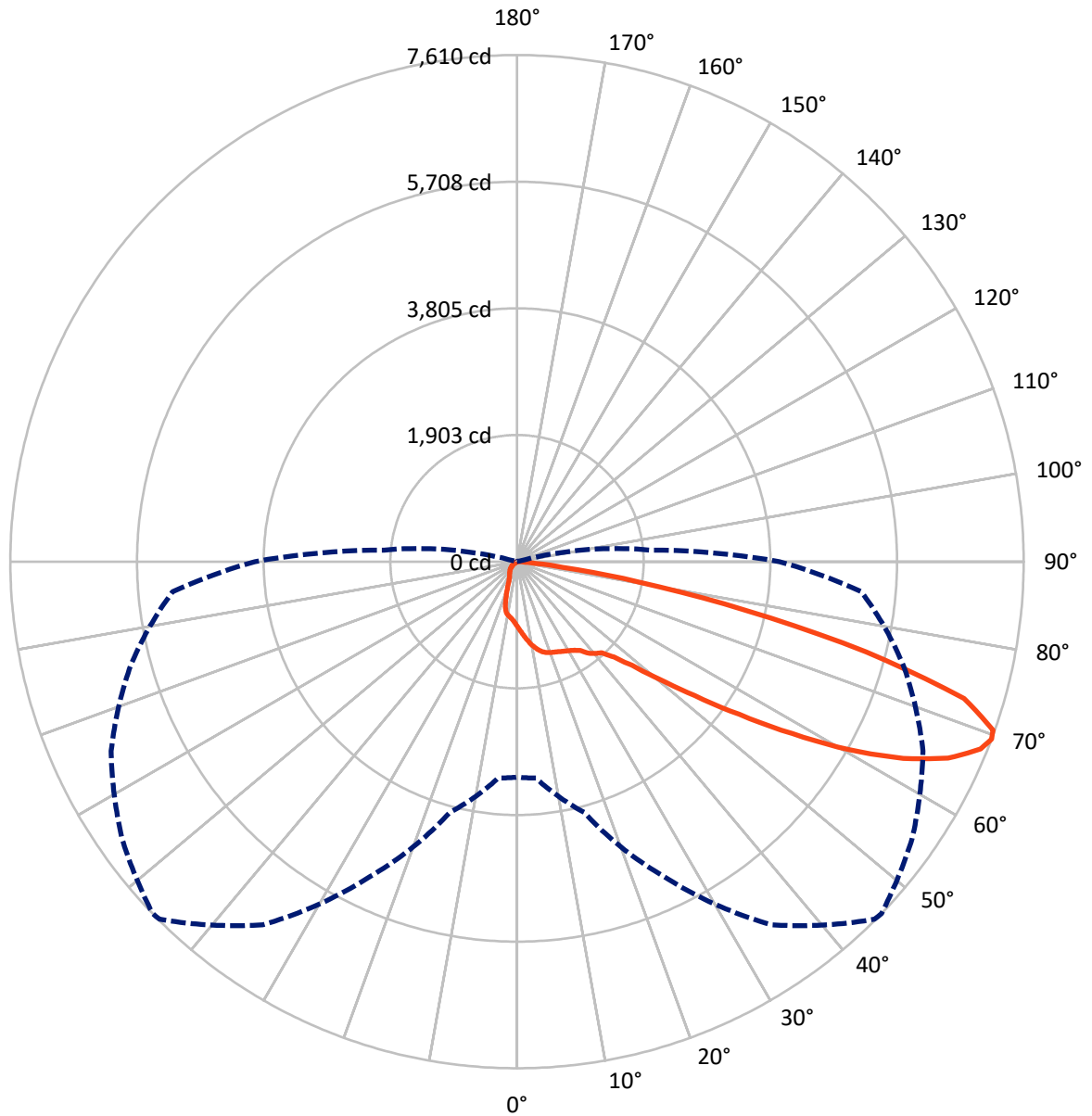
--- 1/2 Max cd



Based on 10 foot mounting height. Maximum calculated value = 14.2 fc
 Type IV - Short - N/A

REPORT NUMBER: P386824
CATALOG NUMBER: GWC-SA2C-730-U-T4W-HSS

Luminous Intensity Polar Plot



— Vertical Plane Through 46-Deg Lateral - - - Horizontal Cone Through 69-Deg Vertical

REPORT NUMBER: P386824

CATALOG NUMBER: GWC-SA2C-730-U-T4W-HSS

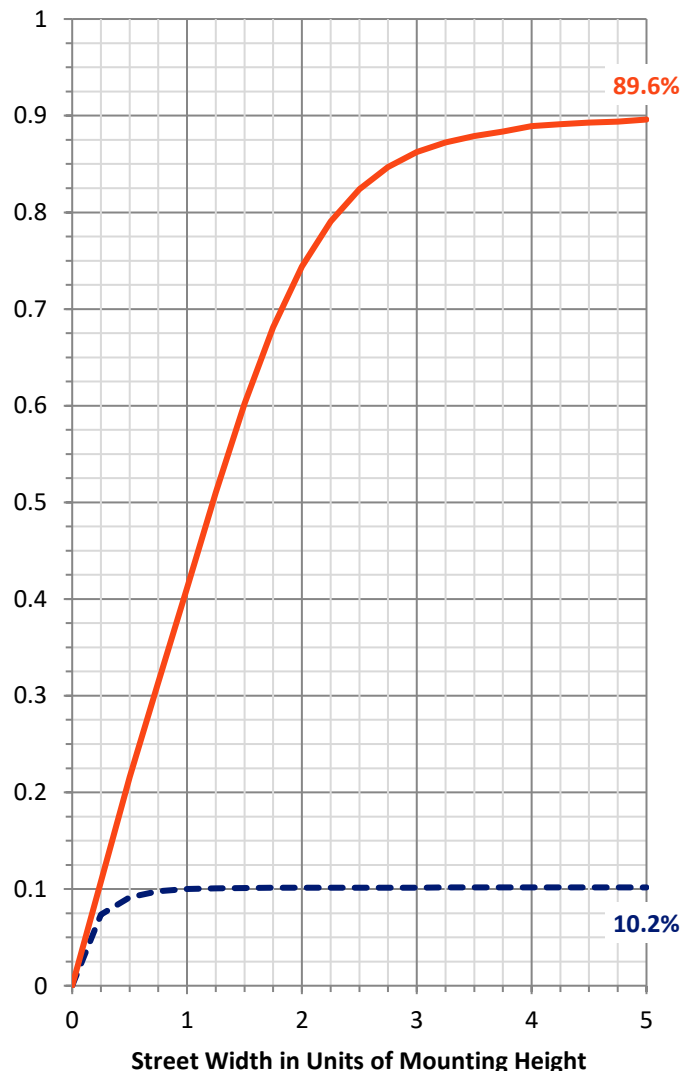
FLUX DISTRIBUTION:

		Downward	Upward	Total
House Side	Lumens	999.9	0.0	999.9
	% Fixture	10.3	0.0	10.3
Street Side	Lumens	8743.1	0.0	8743.1
	% Fixture	89.7	0.0	89.7
Total	Lumens	9743.0	0.0	9743.0
	% Fixture	100.0	0.0	100.0

Coefficient of Utilization

ZONAL LUMENS:

Zone	Lumens	% Fixture
0°-10°	97.2	1.0
10°-20°	294.8	3.0
20°-30°	463.6	4.8
30°-40°	664.8	6.8
40°-50°	1149.0	11.8
50°-60°	2270.0	23.3
60°-70°	3172.5	32.6
70°-80°	1532.7	15.7
80°-90°	98.5	1.0
90°-100°	0.0	0.0
100°-110°	0.0	0.0
110°-120°	0.0	0.0
120°-130°	0.0	0.0
130°-140°	0.0	0.0
140°-150°	0.0	0.0
150°-160°	0.0	0.0
160°-170°	0.0	0.0
170°-180°	0.0	0.0
0°-90°	9743.0	100.0
0°-180°	9743.0	100.0



REPORT NUMBER: P386824

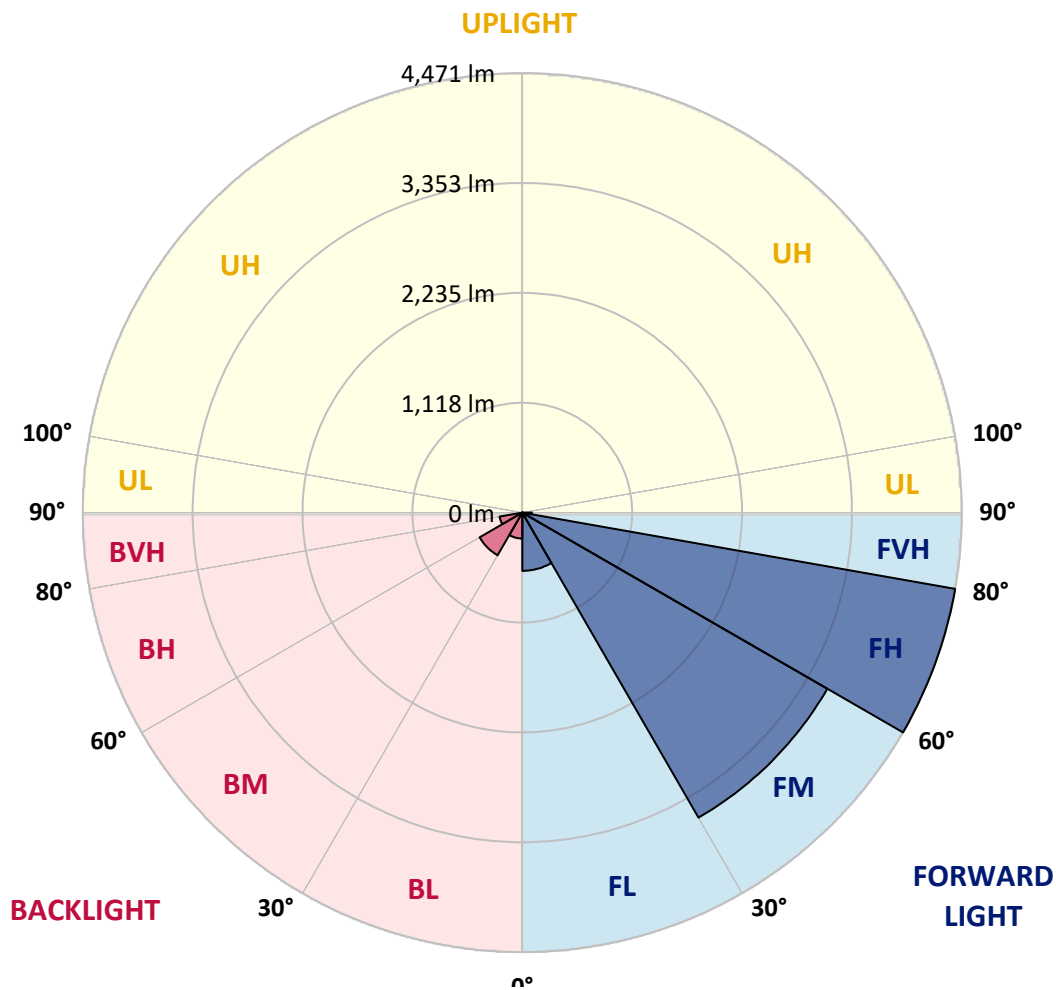
CATALOG NUMBER: GWC-SA2C-730-U-T4W-HSS

LUMINAIRE CLASSIFICATION SYSTEM LUMEN TABLE AND BUG RATING:

Zone	Lumens	% Fixture	Zone Rating/Lumen Limit		
			B	U	G
FL (0°-30°)	592.0	6.1			
FM (30°-60°)	3582.7	36.8			
FH (60°-80°)	4470.7	45.9			G2/5000
FVH (80°-90°)	97.7	1.0			G1/100
BL (0°-30°)	263.5	2.7	B1/500		
BM (30°-60°)	501.1	5.1	B1/1000		
BH (60°-80°)	234.5	2.4	B1/500		G1/500
BVH (80°-90°)	0.8	0.0			G0/10
UL (90°-100°)	0.0	0.0		U0/0	
UH (100°-180°)	0.0	0.0		U0/0	

BUG Rating: B1-U0-G2

Type IV Short





REPORT NUMBER: P386824

CATALOG NUMBER: GWC-SA2C-730-U-T4W-HSS

CANDELA DISTRIBUTION (FULL):

	0°	5°	15°	25°	35°	45°	46°	55°	65°	75°	85°
0°	976.2	976.2	976.2	976.2	976.2	976.2	976.2	976.2	976.2	976.2	976.2
2.5°	1084.5	1083.1	1076.7	1074.0	1058.4	1049.3	1045.6	1034.2	1017.8	1001.3	983.1
5°	1207.8	1207.4	1195.5	1184.1	1154.8	1127.4	1122.4	1095.9	1058.9	1024.2	989.5
7.5°	1333.9	1328.0	1316.1	1294.2	1251.7	1207.8	1203.7	1166.2	1113.7	1063.5	1013.7
10°	1440.8	1437.1	1421.6	1388.3	1338.5	1288.7	1283.6	1237.5	1178.1	1116.5	1053.0
12.5°	1523.9	1521.2	1500.6	1459.1	1406.1	1354.5	1347.6	1306.5	1243.0	1174.0	1099.1
15°	1574.6	1573.3	1548.1	1503.8	1451.8	1407.0	1401.0	1365.0	1306.0	1233.9	1149.3
17.5°	1586.5	1587.0	1560.9	1516.2	1473.2	1441.2	1436.7	1409.3	1359.9	1288.2	1199.6
20°	1560.0	1565.5	1542.2	1503.4	1476.9	1460.0	1456.3	1439.9	1398.3	1330.7	1239.8
22.5°	1522.6	1525.3	1509.3	1483.3	1472.3	1475.5	1473.7	1464.5	1429.4	1367.2	1279.5
25°	1499.7	1499.7	1490.1	1468.2	1475.5	1495.2	1495.6	1493.8	1465.9	1412.0	1328.0
27.5°	1498.8	1496.1	1485.1	1468.7	1488.8	1518.9	1520.7	1533.1	1515.7	1466.4	1388.3
30°	1535.4	1532.2	1508.9	1487.4	1513.0	1545.4	1550.0	1576.9	1568.2	1525.3	1455.4
32.5°	1620.8	1609.4	1557.7	1522.6	1541.7	1580.6	1586.5	1629.5	1643.2	1597.9	1520.3
35°	1737.7	1701.6	1627.2	1589.3	1591.1	1631.7	1637.2	1700.3	1740.9	1664.6	1570.5
37.5°	1899.0	1881.2	1760.1	1658.7	1666.9	1728.6	1744.6	1813.1	1801.7	1701.2	1627.6
40°	2252.6	2224.7	2095.9	1853.3	1739.5	1807.2	1812.2	1848.7	1849.6	1783.9	1746.4
42.5°	2734.0	2722.6	2586.9	2206.4	1882.5	1859.7	1868.8	1930.5	1999.5	1958.4	1956.5
45°	3267.1	3261.2	3117.3	2675.1	2171.7	2031.9	2043.3	2126.0	2258.0	2267.2	2325.2
47.5°	3696.1	3693.3	3610.7	3198.2	2614.3	2323.8	2327.5	2415.2	2647.2	2761.9	2854.6
50°	4087.1	4100.4	4035.0	3764.1	3217.3	2781.1	2772.4	2830.9	3203.6	3391.4	3506.5
52.5°	4630.7	4649.5	4466.3	4292.2	3850.0	3348.4	3341.6	3402.8	3872.4	4013.1	4033.7
55°	5110.8	5078.9	4934.1	4883.8	4621.6	4049.2	4047.4	4101.3	4519.3	4579.1	4617.0
57.5°	5322.8	5310.5	5380.4	5495.5	5429.7	4877.4	4873.3	4832.2	5098.0	5104.4	5220.9
60°	5456.6	5471.7	5686.0	6040.9	6204.9	5768.7	5742.2	5491.4	5650.8	5636.6	5761.3
62.5°	5356.1	5385.8	5771.4	6363.0	6785.1	6546.6	6509.1	6095.3	6123.1	6074.3	6190.3
65°	4822.6	4868.7	5500.5	6302.2	7072.9	7154.6	7116.7	6628.4	6498.2	6417.8	6353.4
67.5°	3915.8	3943.2	4602.9	5773.7	6943.1	7517.3	7509.6	7095.7	6781.4	6359.8	5860.0
69°	3236.1	3263.0	3898.0	5217.3	6657.6	7595.0	7610.1	7245.5	6727.5	6007.1	5192.2
70°	2740.9	2769.7	3361.2	4740.4	6326.4	7558.9	7585.9	7231.4	6573.1	5598.7	4606.1
72.5°	1437.6	1462.3	2069.4	3265.8	5157.4	6940.8	7022.6	6620.2	5571.8	4066.1	2723.5
75°	451.8	466.0	808.1	1707.1	3531.2	5396.8	5415.5	5193.1	3956.5	2236.6	1134.3
77.5°	172.2	168.1	269.1	629.0	1785.2	3398.2	3512.9	3245.2	2076.2	790.7	261.8
80°	92.7	93.2	139.8	260.4	763.8	1746.4	1843.2	1572.8	737.8	246.7	60.3
82.5°	40.2	42.0	78.6	138.0	350.8	644.1	692.5	576.5	281.9	165.8	22.4
85°	8.7	9.6	37.9	74.9	143.0	180.9	189.6	186.8	179.5	128.8	8.7
87.5°	0.0	0.0	16.9	27.0	36.1	41.1	36.1	47.1	99.1	86.8	4.6
90°	0.0	0.0	0.0	0.0	0.0	0.0	0.0	0.0	0.0	0.0	0.0



REPORT NUMBER: P386824

CATALOG NUMBER: GWC-SA2C-730-U-T4W-HSS

CANDELA DISTRIBUTION (continued):

	90°	95°	105°	115°	125°	135°	145°	155°	165°	175°	180°
0°	976.2	976.2	976.2	976.2	976.2	976.2	976.2	976.2	976.2	976.2	976.2
2.5°	977.1	968.9	954.7	939.2	928.2	916.8	907.7	903.6	899.0	895.8	899.9
5°	975.3	959.3	931.9	905.4	886.2	870.7	857.9	852.9	847.8	844.2	843.7
7.5°	991.3	968.9	926.9	888.0	858.4	837.3	820.0	812.7	806.7	804.0	801.7
10°	1021.9	993.1	936.9	886.2	847.8	812.2	774.8	746.0	727.2	718.6	715.4
12.5°	1061.6	1025.5	956.1	895.8	840.1	771.6	692.1	623.6	579.2	564.6	555.9
15°	1108.2	1063.5	981.2	908.1	811.8	686.6	551.8	462.3	421.2	413.0	403.8
17.5°	1153.0	1103.7	1011.4	910.4	749.6	548.6	404.3	343.5	327.5	333.0	334.4
20°	1192.3	1143.4	1041.1	890.3	636.8	411.6	312.9	297.8	303.8	314.3	316.1
22.5°	1232.0	1181.8	1068.5	837.3	492.4	312.5	281.9	285.5	291.4	302.0	303.8
25°	1280.5	1228.4	1094.1	740.0	369.6	265.9	267.7	273.2	279.1	288.7	289.6
27.5°	1336.2	1287.3	1111.0	613.5	274.1	244.4	250.3	258.6	264.5	273.6	275.5
30°	1410.2	1365.0	1116.5	482.4	229.8	225.2	228.0	238.0	246.7	254.9	256.3
32.5°	1479.6	1441.7	1098.2	364.1	212.9	207.4	207.4	213.3	223.4	231.1	233.0
35°	1543.6	1518.9	1039.7	266.3	200.1	190.9	186.4	186.4	192.8	199.2	201.0
37.5°	1628.1	1627.2	945.1	212.4	187.8	177.2	167.7	160.3	158.1	159.4	160.3
40°	1772.9	1774.3	821.8	190.5	177.2	163.1	148.5	135.2	122.9	118.8	118.3
42.5°	1999.0	1978.5	692.5	180.0	168.1	148.5	126.5	108.7	89.5	83.6	83.1
45°	2358.1	2236.1	555.5	170.4	158.5	132.0	104.6	80.4	64.9	60.3	60.3
47.5°	2881.1	2574.6	430.3	159.9	145.7	113.3	79.0	58.0	47.5	45.2	45.7
50°	3422.0	2906.3	329.8	146.6	130.2	93.6	58.5	42.0	36.1	36.1	36.5
52.5°	3901.7	3149.3	257.2	132.5	111.0	73.5	44.3	32.9	30.1	29.7	30.1
55°	4350.7	3306.0	196.9	116.0	88.2	54.8	33.8	27.0	25.1	24.2	23.8
57.5°	4783.8	3383.6	147.6	93.6	64.0	39.7	27.0	22.8	21.0	19.6	19.2
60°	5072.0	3320.6	101.4	69.0	44.3	28.8	22.4	19.6	17.4	16.0	15.5
62.5°	5234.6	3148.4	65.3	49.8	31.5	21.5	17.8	16.4	13.2	11.9	11.9
65°	5168.9	2864.2	45.7	35.6	22.8	16.0	13.2	13.2	9.6	7.8	7.3
67.5°	4580.5	2419.7	34.7	26.5	16.4	11.9	10.0	11.4	5.9	3.7	3.7
69°	3940.9	2005.4	29.7	21.9	13.7	9.6	8.7	10.5	4.1	2.7	2.3
70°	3425.2	1730.0	27.0	19.2	11.4	8.2	7.8	10.0	4.1	2.3	1.8
72.5°	2049.3	964.8	20.6	13.7	7.3	6.4	6.4	11.4	4.1	2.3	1.8
75°	828.2	339.9	15.1	9.6	5.5	5.5	7.8	14.6	3.7	1.8	1.4
77.5°	187.8	74.5	8.7	5.9	3.7	5.5	9.1	11.4	2.3	0.9	0.0
80°	45.7	18.3	5.5	3.7	2.3	4.1	6.9	6.4	0.5	0.0	0.0
82.5°	15.1	6.4	2.3	1.8	0.5	1.4	3.2	1.8	0.0	0.0	0.0
85°	6.4	3.7	0.9	0.5	0.0	0.0	0.5	0.0	0.0	0.0	0.0
87.5°	4.1	1.4	0.0	0.0	0.0	0.0	0.0	0.0	0.0	0.0	0.0
90°	0.0	0.0	0.0	0.0	0.0	0.0	0.0	0.0	0.0	0.0	0.0

Signify Classified - Internal
Cooper Lighting Solutions Photometric Lab
1121 Highway 74 South
Peachtree City, GA 30269

Scaled Data Report



Report Generated By 670245982

Signify Classified - Internal
Cooper Lighting Solutions Photometric Lab
1121 Highway 74 South
Peachtree City, GA 30269

Scaled Data Report



Signify Classified - Internal
Cooper Lighting Solutions Photometric Lab
1121 Highway 74 South
Peachtree City, GA 30269

Scaled Data Report



Signify Classified - Internal
Cooper Lighting Solutions Photometric Lab
1121 Highway 74 South
Peachtree City, GA 30269

Scaled Data Report



Signify Classified - Internal
Cooper Lighting Solutions Photometric Lab
1121 Highway 74 South
Peachtree City, GA 30269

Scaled Data Report



--- HS — SS

Signify Classified - Internal
Cooper Lighting Solutions Photometric Lab
1121 Highway 74 South
Peachtree City, GA 30269

Scaled Data Report



u

Signify Classified - Internal
Cooper Lighting Solutions Photometric Lab
1121 Highway 74 South
Peachtree City, GA 30269

Scaled Data Report



Signify Classified - Internal
Cooper Lighting Solutions Photometric Lab
1121 Highway 74 South
Peachtree City, GA 30269

Scaled Data Report



(END OF REPORT)